

USER GUIDE



Manufacturer:

Dymax®

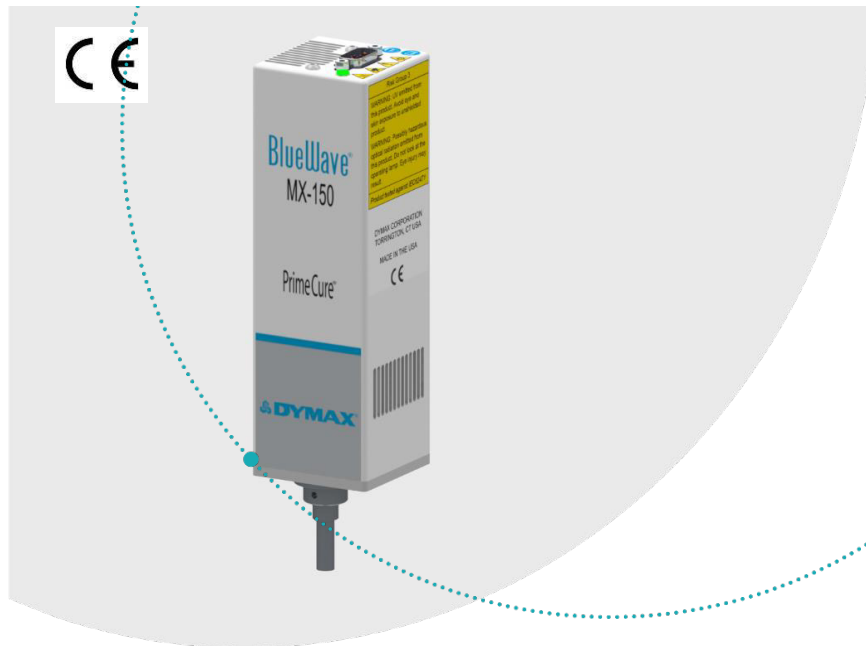
Product Name:

Dymax BlueWave® MX-150 LED Emitter - 405nm

Manufacturer Part Number:

42338

▶ [Click here for more details on the Dymax BlueWave® MX-150 LED Emitter - 405nm](#)



BlueWave® MX-150 LED Spot-Curing Emitters

User Guide



Contact the professionals at Fiber Optic Center for a quote or to get more details.

focenter.com • 508-992-6464 | (800) 473-4237 • sales@focenter.com

23 Centre Street • New Bedford, MA 02740 USA

*Product data subject to change
without notice.*

Introduction

This guide describes how to set up, use, and maintain BlueWave® MX-150 emitters safely and efficiently.

Intended Audience

This user guide is meant for experienced process engineers, technicians, and manufacturing personnel.

Safety



WARNING! *If you use this UV LED light source without first reading and understanding the information in the UV Light Safety Guide, SAF001, injury can result from exposure to high-intensity light. To reduce the risk of injury, please read and ensure you understand the information in that guide before assembling and operating the Dymax UV LED light source.*



Specific Safety statements for this device:

This device falls under IEC 62471 Risk Group 3 for UVA and Blue Light Emissions:

WARNING. *UV emitted from this product. Avoid eye and skin exposure to unshielded products.*

WARNING. *Possibly hazardous optical radiation emitted from this product. Do not look at operating lamp. Eye injury may result.*

Contact the professionals at Fiber Optic Center for a quote or to get more details.

focenter.com • 508-992-6464 | (800) 473-4237 • sales@focenter.com

23 Centre Street • New Bedford, MA 02740 USA

Product data subject to change without notice.

Product Overview

Description of BlueWave MX-150 Emitters

- When paired with a MX-series controller, BlueWave MX-150 emitters function as a high-intensity spot-curing system. The system can be set up in many configurations and can be used with a lightguide if needed.
- The BlueWave MX-150 emitter is air cooled using an axial fan.
- The BlueWave MX-150 emitter can be mounted using one of two hole-patterns in the housing body.

Figure 1.
BlueWave MX-150 Emitter



Contact the professionals at Fiber Optic Center for a quote or to get more details.

focenter.com • 508-992-6464 | (800) 473-4237 • sales@focenter.com

23 Centre Street • New Bedford, MA 02740 USA

*Product data subject to change
without notice.*

Unpacking

Upon arrival, inspect all boxes for damage and notify the shipper of box damage immediately. Open each box and check for equipment damage. If parts are damaged, notify the shipper and submit a claim for the damaged parts.



WARNING! *Until the BlueWave® MX-150 emitter is attached to a controller via the interconnect cable it is susceptible to ESD damage, handle according to ESD standards using a ground strap and do not touch exposed connector pins.*

The parts below are included in every package/order.

Parts Included

LED Emitter

- BlueWave MX-150 LED Emitter Assembly
- 5-mm Lightguide Simulator
- User Guide

Installation

The BlueWave MX-150 emitter is part of a MX-series curing system and requires connection to a controller via an interconnect cable for proper operation.

Important Information

- Do not connect any components while power is applied.
- Mount the BlueWave MX-150 emitter to a rigid support, such as the emitter stand PN 42390, prior to connecting the interconnect cable to prevent handling damage.
- Do not touch the emitter aperture glass. This can result in poor performance and broken glass due to heating. Inspect before each use and clean with isopropyl alcohol if contaminated.

Contact the professionals at Fiber Optic Center for a quote or to get more details.

focenter.com • 508-992-6464 | (800) 473-4237 • sales@focenter.com

23 Centre Street • New Bedford, MA 02740 USA

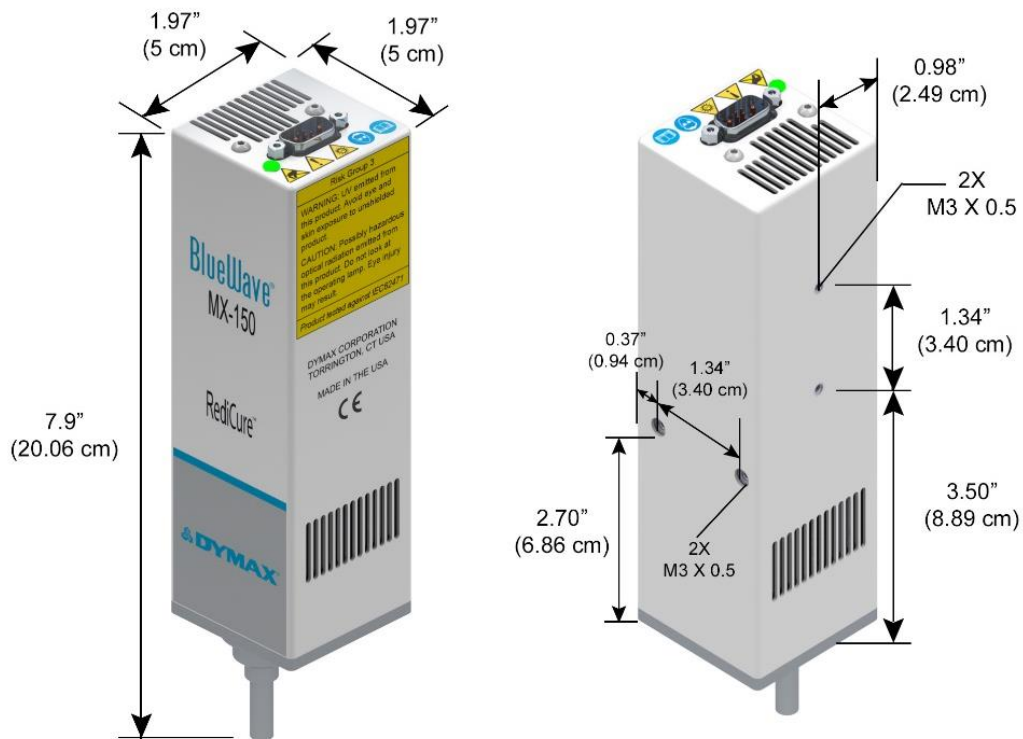
Product data subject to change without notice.

- If emitter aperture glass is permanently contaminated it must be replaced for safe operation.

Mounting/Connections

- Each emitter has two sets of M3 x 0.5 mm holes (Figure 1) that align with Dymax stands and holders.
- When connecting the emitter to the controller, ensure proper strain relief to prevent pinching or kinking of the interconnect cable.
- The cooling air intake on top of unit must be free flowing, do not cover.
- Exhausting air on sides must be given at least 1 mm (0.04") of clear space to obstructions for safe use.

Figure 2.
Bluewave MX-150 Emitter Dimensions



Contact the professionals at Fiber Optic Center for a quote or to get more details.

Troubleshooting & Maintenance

Problem	Possible Cause	Corrective Action
BlueWave MX-150 LED does not produce light	LED intensity adjustment set to 0% or too low	Increase LED intensity setting.
	LED cycle time is set to 0 seconds	0 Seconds sets manual mode and requires a trigger.
	Interlock is open	Verify interlock jumpers are in place. Verify PLC command structure for PLC mode.
	Interface cable connections loose or damaged	Check connections and condition of interface cable.
	Trigger setting not matched to input	Trigger setting on admin screen should match the desired input trigger channel.
	LED head is not connected to the correct port/channel	Verify that the head is connected to the desired port/channel.
BlueWave MX-150 LED suddenly stops producing light	Lightguide not inserted	Ensure the lightguide simulator or any lightguides installed with the unit are fully seated into the Wolf connector.
	Over-temperature shutdown was triggered	Verify alarms.
	Footswitch defective	Activate unit using the front control panel. Replace the footswitch if the unit operates from the front control panel.
	Interlock is open	Verify interlock jumpers are in place. Verify PLC command structure for PLC mode.
BlueWave MX-150 LED provides only low-intensity light	LED intensity adjustment set to minimum	Increase LED intensity setting on admin settings or I/O input for PLC mode.
	Contaminated/dirty lens optics	Clean the surface of the lens.

Contact the professionals at Fiber Optic Center for a quote or to get more details.

Product Cleaning and Care

- Product cleaning is limited to wiping the product with a damp cloth. Do not soak. Isopropanol Alcohol or household cleaners may be used for cleaning the product.
- Always inspect the quartz window for cleanliness before use. Foreign material can cause permanent damage to the window. Clean with Isopropanol Alcohol to remove smudges or foreign material. Damaged or permanently etched windows should be replaced.
- Do not use compressed air to removed particle debris inside the emitter as it may damage the high-speed cooling fan.

Spare Parts

Item	Part Number
5-mm Lightguide Simulator	36987

Contact the professionals at Fiber Optic Center for a quote or to get more details.

focenter.com • 508-992-6464 | (800) 473-4237 • sales@focenter.com

23 Centre Street • New Bedford, MA 02740 USA

Product data subject to change without notice.

Compatible Devices

Item	Part Number
Controllers	
BlueWave® MX Series 2-Channel Controller/Power Supply - US	43185
BlueWave® MX Series 4-Channel Controller/Power Supply - US	43182
Emitters	
BlueWave MX-150, VisiCure® (405 nm)	42338
BlueWave MX-150, PrimeCure® (385 nm)	42337
BlueWave MX-150, RediCure® (365 nm)	42336
BlueWave MX Series System Components	
Interconnect Cable Assembly - 12 Inches	43453
Interconnect Cable Assembly - 2 meter	42287
Interconnect Cable Assembly - 5 meter	42889
Extended Interconnect Cable - 10 meter*	43010
Extended Interconnect Cable - 20 meter*	43011
5-mm Lightguide Simulator	36987
5-mm x 1,000-mm Liquid Lightguide	35102
3-mm x 1,000-mm Bifurcated Guide (5-mm Rod)	37043
Adjustable Focusing Lens	41148
Radiometer	
ACCU-CAL™ 50-LED Radiometer	40505
Stands	
Array Stand	43070
Single Emitter Mounting Stand	42390
Dual Emitter Mounting Bracket for MX Controller	60868
Personal Protection Equipment	
Three-Sided Acrylic Shield	41395
Protective Goggles — Green	35286
Protective Goggles — Gray (standard model included with unit)	35285
Face Shield	35186

* Intended for machine installations only.

Contact the professionals at Fiber Optic Center for a quote or to get more details.

focenter.com • 508-992-6464 | (800) 473-4237 • sales@focenter.com

23 Centre Street • New Bedford, MA 02740 USA

Product data subject to change without notice.

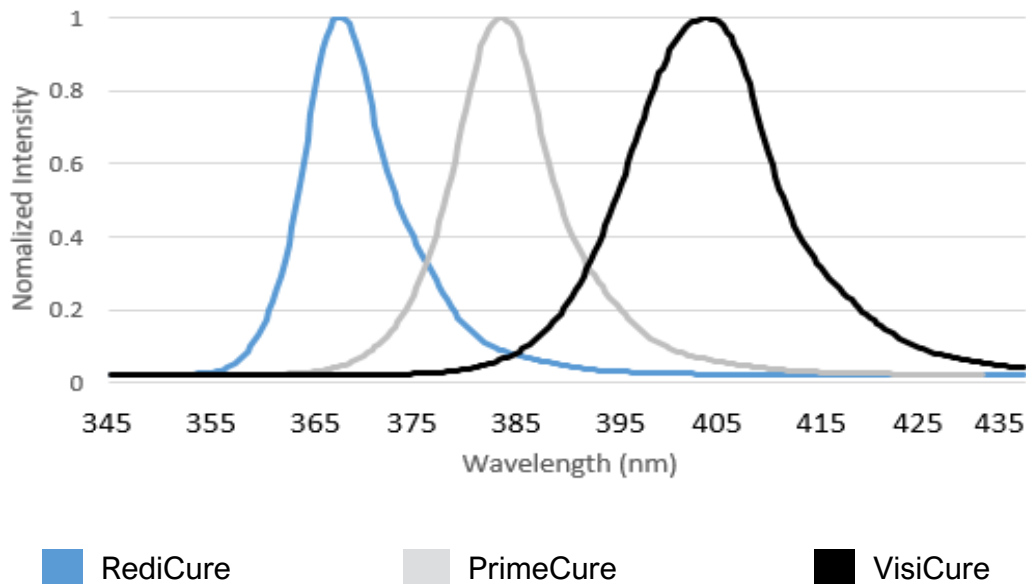
Specifications



Property	Specification		
Emitter	RediCure	PrimeCure	VisiCure
Output Frequency	365 nm	385 nm	405 nm
Typical Intensity Output*	24 W/cm ²	38 W/cm ²	36 W/cm ²
Emitter Dimensions (W x D x H)	1.97" x 1.97" x 7.9" [5 cm x 5 cm x 20.06 cm]		
Weight	1.4 lbs. [0.64 kg]		
Unit Warranty	1 year from purchase date		
Operating Environment	10 to 40°C (50°F to 104°F), 0-80% relative humidity, non-condensing		

* Measured using an ACCU-CAL™ 50-LED radiometer with a 5-mm lightguide at a distance of 0 mm.

Figure 3.
BlueWave MX Series Spectral Output



Contact the professionals at Fiber Optic Center for a quote or to get more details.

focenter.com • 508-992-6464 | (800) 473-4237 • sales@focenter.com

23 Centre Street • New Bedford, MA 02740 USA

Product data subject to change without notice.

Declaration of Conformity

Figure 4.
Declaration of Conformity - CE



EU Declaration of Conformity

Manufacturer:
 Dymax Corporation
 318 Industrial Lane
 Torrington CT 06790, USA

Product description: BlueWave® MX-150™ LED Spot-Curing System
Model name(s): BlueWave® MX-150 LED Emitter

This product complies with the following relevant Union Harmonization Legislation:

Applicable EU Directives: Electromagnetic Compatibility Directive(2014/30/EU) Low Voltage Directive(2006/95/EC) RoHS Directive 2011/65 EU (2015/863) Other Regulatory Compliance	Applicable Harmonized Standards: EN55011:2016/A1:2017/A11:2020 EN 61000-3-2:2014 Class A EN 61000-3-3:2013 EN 61326-1:2013 EN 61010-1:2010, AMD1:2019 EN IEC 63000:2018 Photo-biological Safety IEC 62471 (2006)
--	--

Declaration:
 This declaration of conformity is issued under the sole responsibility of the manufacturer.
 Signed for and on behalf of:


 Name

6/5/2023
 Date

Torrington, CT
 Location



Authorized Signatory:
 Toby Trudeau
 Engineering Manager, Equipment
 Dymax Corporation
 Torrington CT., USA



© 2021-2022 Dymax Corporation. All rights reserved. All trademarks in this guide, except where noted, are the property of, or used under license by Dymax Corporation, USA.
 Please note that most dispensing and curing system applications are unique. Dymax does not warrant the fitness of the product for the intended application. Any warranty applicable to the product, its application and use is strictly limited to that contained in Dymax's Standard Conditions of Sale. Dymax reserves the right to modify the product and its application on an ongoing and periodic basis to enhance the device performance or address any required. Dymax is not liable to third parties in their declaration or use of the product or any equipment or software for the device and being program based on such testing and evaluation. Data sheets are available for value customers or please call us upon request.

Contact the professionals at Fiber Optic Center for a quote or to get more details.

focenter.com • 508-992-6464 | (800) 473-4237 • sales@focenter.com

23 Centre Street • New Bedford, MA 02740 USA

Product data subject to change without notice.

Figure 5.
Declaration of Conformity - UKCA

DYMAX

UK Declaration of Conformity

Manufacturer:
Dymax Corporation
318 Industrial Lane
Torrington CT 06790, USA


Product description:
Model name(s):

BlueWave® MX-150™ LED Spol-Curing System
BlueWave® MX-150 LED Emitter

This product complies with the following relevant UK Legislation:

Applicable UK Legislation: Electromagnetic Compatibility Regulations 2016	Applicable Harmonized Standards: EN55011:2016/A1:2017/A11:2020 EN 61000-3-2:2014 Class A EN 61000-3-3:2013 EN 61326-1:2013 EN 61010-1:2010, AMD1:2019
Electrical Equipment Safety Regulations 2016	
The Restriction of the Use of Certain Hazardous Substances in Electrical And Electronic Equipment Regulations 2012	EN IEC 63000:2018
Other Regulatory Compliance	Photo-biological Safety IEC 62471 (2006)

Declaration:
This declaration of conformity is issued under the sole responsibility of the manufacturer.
Signed for and on behalf of:

 6/5/2023 Torrington, CT
Name Date Location

UKCA

Authorized Signatory:
Toby Trudeau
Engineering Manager, Equipment
Dymax Corporation
Torrington CT., USA

DYMAX

© 2021-2022 Dymax Corporation. All rights reserved. All trademarks in this guide, except where noted, are the property of, or used under license by Dymax Corporation, USA. Please note that most dispensing and curing system applications are unique. Dymax does not warrant the fitness of the product for the intended application. Any warranty applicable to the product, its application and use is strictly limited to that contained in Dymax's Standard Conditions of Sale. Dymax reserves the right to modify applications without notice and assist the user to ensure that desired performance criteria are realized. Dymax is willing to assist users in their performance testing and evaluation. By offering equipment for rental and leasing programs to assist in such testing and evaluation. Data sheets are available for value conditions or pressure acts upon request.

Contact the professionals at Fiber Optic Center for a quote or to get more details.

focenter.com • 508-992-6464 | (800) 473-4237 • sales@focenter.com

23 Centre Street • New Bedford, MA 02740 USA

Product data subject to change without notice.